

ebay

Search...

All Categories


[Back to home page](#) | Listed in category: [eBay Motors](#) > [Cars & Trucks](#) > [Lotus](#) > [Other](#)

Bidding has ended on this item. The seller has [relisted this item](#) or [one like this](#).

1970 Lotus Other

Lotus Europa S2 Turbocharged Roadster - Speedster. One Of A Kind

[See original listing](#)



Item condition: **Used**

“Mobile users please click on item description for 3 videos and 60+ Pictures”

Ended: Aug 23, 2016, 1:59AM

Current bid: **US \$13,100.00** [31 bids]

Shipping: Will ship to Belgium. Read item description or [contact seller](#) for shipping options.

Item location: Kelowna, British Columbia, Canada

Seller: [invernessfalls \(158\)](#) | [Seller's other items](#)

EBAY GIFT

The perfect gift, ever

Free Shipping

Shop now

ebay

[Sell one like this](#)

Description

Seller assumes all responsibility for this listing.

Last updated on Aug 22, 2016 08:55:49 PDT [View all revisions](#)

Item specifics			
Condition:	Used		
Seller Notes:	“Mobile users please click on item description for 3 videos and 60+ Pictures”		
Year:	1970	VIN (Vehicle Identification Number):	700S130314R
Mileage:	56,000	Drive Type:	rwd
Make:	Lotus	Model:	Other
Vehicle Title:	Clear	Engine:	4

All paperwork included to Title in any State . I can Assist in shipping to the US and the car hauled in an enclosed trailer to indoor storage in Blaine Washington for easy buyers expense). Please allow \$300-\$350 for a customs broker . Payment by bank , paypal for full payment because of exchange rate and fees

GST applies to Canadian Bidders

Please check out my other Lotus S2 Auction

- 56,000 original mile Europa before Resto/Conversion. Everything on this car has 1
- under 1000 miles since completion
- over 1000 hours of labor to complete
- Full factory frame and powertrain
- Rebuilt factory engine
- 4 speed
- RayJay Turbocharger
- All new Complete electrical
- LED Lights

<http://www.ebay.com/itm/112098481644?rmvSB=true>

1/29

- upgraded wheels
- Fully customized roadster body
- Custom Interior
- Roll cage
- Racing seats with 4 point harnesses
- Quick release steering wheel
- Full Manuals

This is a one of a kind car, the Europa Lotus should have built. It handles unbelievably circles around a modern day Supercar on an Autoslalom track. Under 1250 pounds experience. If your tall and could never drive a Europa, this is the car for you ! No done. Runs , drives, and stops like it should. New electrical , all lights and signals v ever it goes. Happy to answer any questions.

Sincere bidders only please

Lotus Europa Speedster drive by 1



Lotus Europa Speedster Walk Around



Lotus Europa Speedster D



























































SECTION G - HUBS, WHEELS AND TYRES.

PAGE 3

G.1 - GENERAL DESCRIPTION

'Bolt on' wheels of pressed steel construction are fitted to the Europa. The spare wheel is located in the front luggage compartment and is retained by a clamp and bolt. Radial ply tyres (with inner tubes where applicable) of Firestone, Goodyear or Dunlop manufacture have been fitted as original equipment depending on their availability. Tyres pressures should be maintained at the pressures given in 'Technical Data' and should be checked every 1,000 miles (1,600 km.).

The front hubs are mounted on two taper roller bearings and are designed to run with a specified end float (see 'Technical Data'). Overtightening will destroy the bearings. The rear hub bearings consist of ball races pressed into the bearing housing and located by circlips.

G.2 - FRONT HUBS

To adjust :

1. Remove the hub caps (naive plates).
2. Loosen the road wheel securing nuts.
3. Apply the handbrake and raise the front of the car on a suitable jack. (see Fig.1) place chassis stands in position then remove jack.
4. Remove the wheel securing nuts and take off wheel.
5. Extract the split pin locking the hub securing nut and discard.
6. Mount a dial gauge in such a position that its plunger is against the front face of the hub (see Fig.2). Tighten the securing nut sufficiently to give an indicated end float (see 'Technical Data'). Back off the nut one flat (60°) then insert a new split pin to lock.

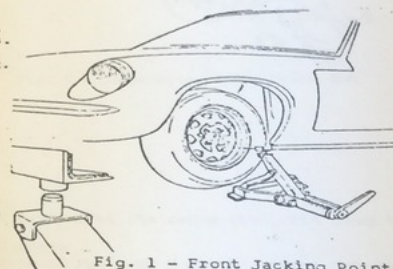
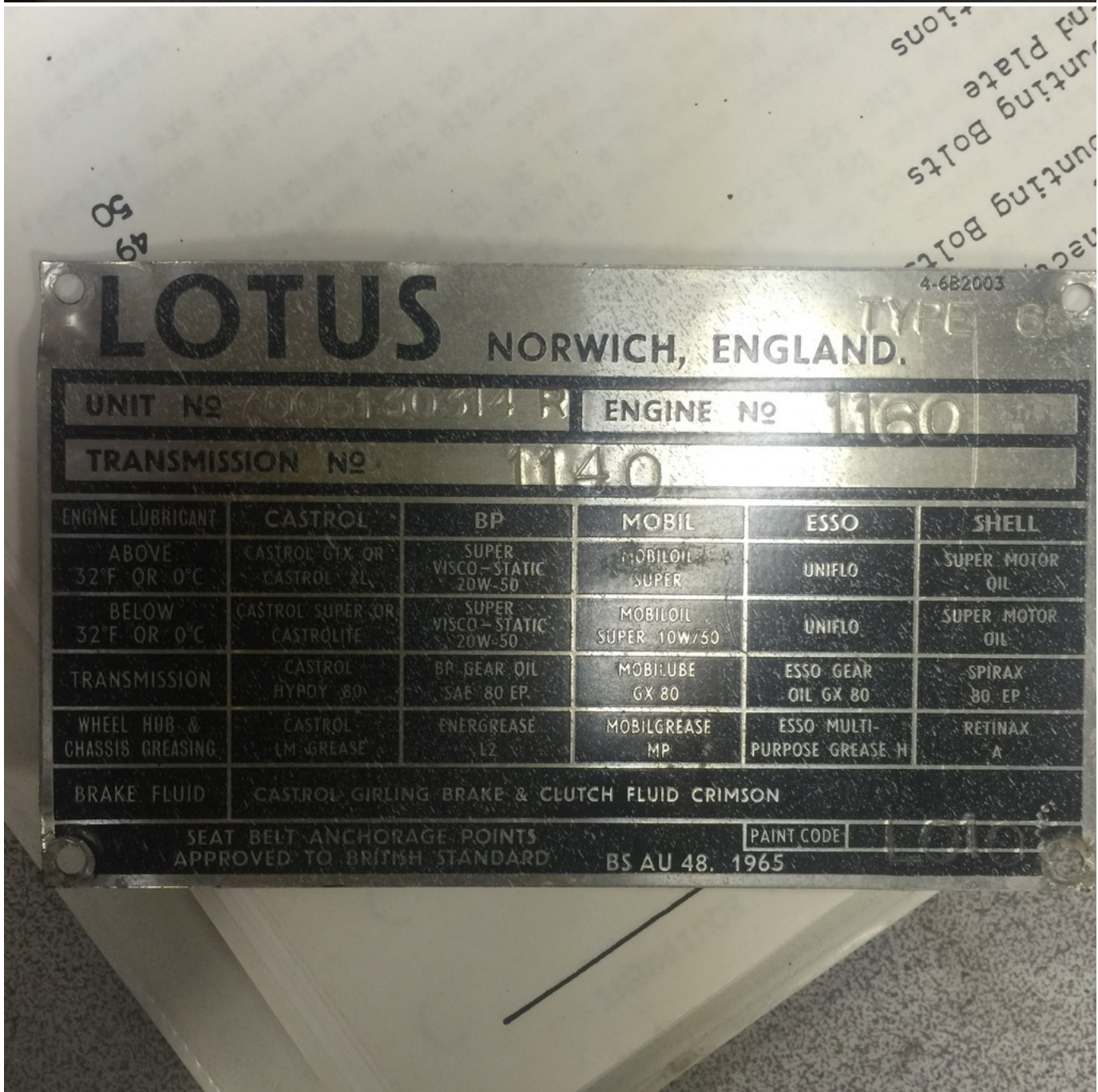
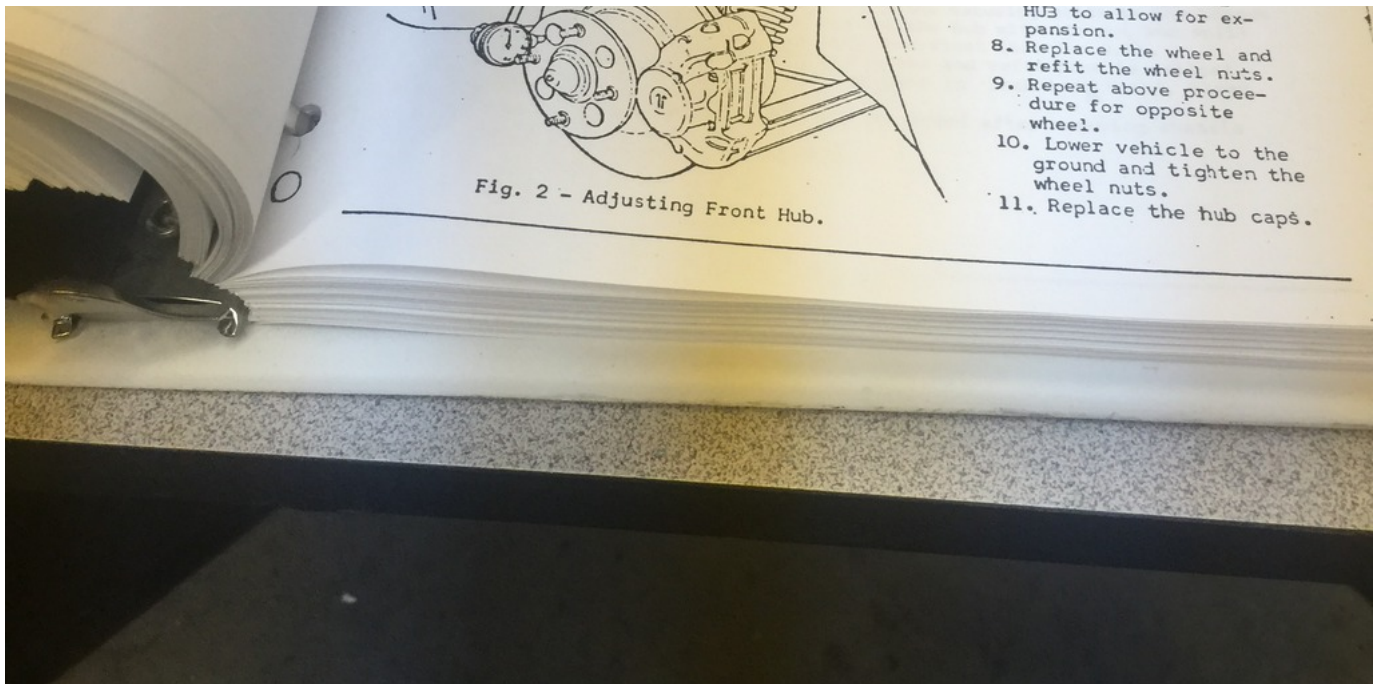


Fig. 1 - Front Jacking Point.

7. Re-pack the hub with grease (see section O) working the grease well past the large washer below the securing nut. ONLY HALF FILL THE



Questions and answers about this item

No questions or answers have been posted about this item.

[Ask a question](#)

00000

Sponsored Links

lotuscollection...
(717) 685-6887

Lotus Collections - www.LotusCollections.org
Starting at 14.99, Lingerie, Dresses, Swimwear, & Costumes

newenglandcl...

Lotus Super 7 S3 for sale
1970, immaculate, looks and runs fantastic, incredible, rare \$39500

edmunds.com

Lotus 4X4
Lotus at Edmunds.com Search New Car Listings Nearby
[Lotus Elise](#) [Lotus Exige](#)
[Lotus Evora](#)

xmas-sale-no...

1970 Lotus - Huge Sale
1970 Lotus Compare Prices & Save Limited Mega Sale Now on - Hurry!

iseecars.com

Used Lotus for sale
Low Prices on Lotus Over 4 million cars listed!
Types: Sedans, SUVs, Trucks, Coupes, Hatchbacks, Wagons, Minivans

ebaydeals

UP TO 70% OFF
AND FREE SHIPPING

[Shop top brands ▶](#)

[Back to home page](#)

*Provided by AutoCheck, a part of Experian. Copyright Experian Information Solutions, Inc. 2010. All rights reserved. Experian provides these reports to you on an "as is" basis and eBay is not responsible or liable for the comprehensive reports. eBay does not endorse any information contained in the reports. If you have any questions about the reports, contact Experian.

SAVE BIG ON
GIFT CARDS FROM
YOUR FAVORITE BRANDS

Free Shipping

Shop now

ebay™

MONEY BACK GUARANTEE

Get the item you ordered
or your money back
on virtually all items.

Learn more

UP TO 70% OFF
AND FREE SHIPPING

[Shop top brands ▶](#)

ebaydeals